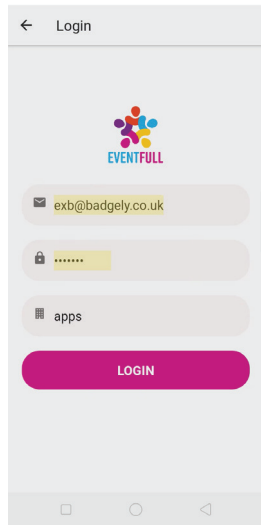


1



STAGE ONE

Download & Log In

Download the App on Google Play or the App store. Log in using the EventID, email, and password. These are provided when you register to use the app.

STAGE TWO


Dashboard

This shows a list of attendees that you have scanned on the app. From here you can view, edit and delete attendee details. You will also see the option to scan attendee barcodes by clicking on the pink scan button. You have the option to send your self an excel of the list obtained.

2



3

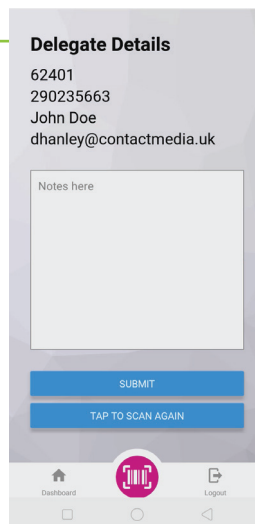


STAGE THREE

Scan

Use the apps intuitive interface to capture the barcode or QR code image from the attendees badge.

4



STAGE FOUR

Take the Enquiry

The delegates details are displayed, here you can view their contact information and make notes about their enquiry.